

RESOLCOAT 7060 (S)

Hardener 7064

Technical Data Sheet - 01/02/2013

UV Resistant Epoxy GELCOAT

- **Good UV resistance**
- **Room temperature cure**
- **Clear or coloured versions**



RESOLCOAT 7060 epoxy gelcoat is high mechanical properties gelcoat specially formulated for the production of structural composites parts requiring high mechanical properties and good UV resistances.

Two version are available depending on the pot life needed (6h or 45 min)

In both cases, the gelcoat may be ordered in its clear version (mainly for parts) or coloured version for tools production.

This new generation system, optimized with **low viscosity, high thixotropy and excellent air release**, is suitable for the manufacture of large tools and composite parts.

It can be applied by brush roller or airless while guaranteeing low toxicity working conditions to the users. Laminates can be released from the moulds after a room temperature curing.

Resolcoat 7060 (S) may also be used as topcoat. Parts coated with the 7060(S) will present high gloss UV resistant durable finishes, with good abrasion resistance.

Epoxy Gelcoat 7060 (S)

Hardener 7064

UV resistant Epoxy Gelcoat

MIXING RATIO

CLEAR VERSION

Resin 7060 (S) Clear

100 pbw

Hardener 7064

40 pbw




COLOURED VERSION

Resin 7060 (S) coloured

100 pb

Hardener 7064

25 pbw



Warning: the mixing ratio must be accurately followed. It is not possible to change the ratio, it would result in lower mechanical properties. The mixture should be thoroughly stirred to ensure full homogeneity. It is important to note that epoxy systems tend to heat up much faster in a pot than as a thin film. It is preferable to only mix the necessary amount usable within the given pot life. Keeping the mixture in flat open containers reduces the risks of exothermic reaction.

APPLICATION

The standard procedure of working with epoxy gelcoats applies this system. The 7060 system can be applied by brush, roller, spray-gun or airless gelcoater.

As an indication, it is possible to overcoat the gelcoat with a laminating resin as long as the surface still has tack (timing to be defined by workshop temperature).

It is recommended to sand and degrease before laminating onto the gelcoat if the surface has cured and formed its film (tack-free surface).

Other application methods such as using chopped fibre to ensure mechanical adhesion or delaying the gel by applying thin layers of gelcoat with a short open time between layer may be applied or applying a coat of ultra slow laminating epoxy resin onto the freshly applied gelcoat is possible.

Like the laminating resin 1070 and 1070S, this epoxy gelcoat may be over coated with a polyester topcoat without inhibition problems of the polyester.

In all cases testing in production conditions should be conducted in order to validate the method before industrial size applications.

Epoxy Gelcoat 7060 (S)

Hardener 7064

PHYSICAL CHARACTERISTICS @ 23°C

Visual aspect

7060 (S) Clear :	Clear gel	7060 (S) Coloured :	Coloured gel
7064 :	Clear liquid	7064:	Clear liquid
Mix :	Clear gel	Mix :	Coloured gel

Density

REFERENCES	7060 (S) Clear	7064	Mix
DENSITY	1.15	0,95	1,1

REFERENCES	7060 Coloured	7064	Mix
DENSITY	1.5	0,95	1,35

REACTIVITY & CURING

7060 Clear or Coloured + 7064

Pot life for 150 gr:	Properties given at 23°C 3h
Touch dry:	8 to 12h
Hard & sandable:	24h @ room temperature
Full cure:	14 days and/or 8 hours @ 60°C

7060S Clear or Coloured + 7064

Pot life for 150 gr:	Properties given at 23°C 20 to 30 min.
Pot life for 70g	40 min - exothermic peak 112 °C
Gel time for a 500µ film	1 H 40 - exothermic peak 22°C

MECHANICAL PROPERTIES

Flexion (ISO 178)

Module : 2.3 GPa
Max Strength : 64 MPa
Elongation Max strength. : 4.7%
Curing 7 days at 25°C

Module : 3.0 GPa
Max Strength Max : 85.8 MPa
Elongation Max strength Max. : 3.1%
Curing 24h25°C+8h60°C

Hardness

87 Shore D

CROSS LINKING & POST-CURE

Although it is not necessary to postcure this epoxy gelcoat that offers a very good crosslinking at room temperature, a postcure is necessary in order to obtain 100% of the mechanical properties. The standard recommended cycle consists of **24h at room temperature (20-25°C) + 8h at 60°C**. The following table shows the TG obtained according to the curing cycles.


7 days @ 25°C	24h @ 25°C + 3h @ 60°C	24h @ 25°C + 8h @ 60°C	24h @ 25°C + 10h @ 90°C
TG 41°C	TG 48°C	TG 57°C	TG 70°C

Epoxy Gelcoat 7060 (S)


Hardener 7064

LABELLING

7060 (S)



7064



PACKAGING

7060 (S) Clear + 7064:

(1kg+0,4kg) (5kg+2kg) (25kg+ 10kg) (200kg + 80kg)

7060 (S) Coloured + 7064

(1kg+0,25kg) (5kg+1,25kg) (25kg+6,25kg) (200 kg + 50kg)

TRANSPORT & STORAGE

Shelf life is one year in sealed containers as provided. Keep containers away from heat and cold preferably between 10°C and 30°C in a well ventilated area.

HEALTH & SAFETY

It is advised to follow basic rules such as avoiding skin contact, wear masks when producing dust. Please read our standard health and safety sheet for more information.

In case of eye contamination, wash with water and seek medical advice.

Nota The data provided in this document is the result of tests and is believed to be accurate. We do not accept any responsibility over the mishandling of these products and our liability is limited strictly to the value of the products we manufacture and supply..